

CURRICULUM VITAE

IVAN DINEV, DVM, PhD, DSc, *professor*,

Dept of 'General and clinical pathology,

Faculty of Veterinary Medicine, Trakia University,

6000 Stara Zagora, Bulgaria

Phone: ++359 42 699 679

E-mail: idinev@uni-sz.bg



HOME ADDRESS:

53 "L. Karavelov", str., ap.21,

6000 Stara Zagora,

Phone: ++359 42 257 777,

Bulgaria

Date of birth: May, 15, 1961

Place of birth: Nova Zagora, Bulgaria

Nationality: Bulgarian

Marital status: married, 2 sons

WORK EXPERIENCE

Dr. Dinev has served as a vet, lecturer, diagnostician and consultant in the field of poultry pathology for near 30 years. He is author of more than 100 scientific pieces of work, a significant part of which are in the fields of pathology, diagnostics and differential diagnostics of poultry pathology. He has participated with official reports in more than 50 national and international congresses, conferences and symposia. As an independent author and co-author he has participated in the writing and publishing of textbook, student's tutorial manuals and monographs.

EDUCATIONAL RECORD:

1982 – 1987 **MSc**, Trakia University, Stara Zagora, Bulgaria

1997 – 2000 **PhD**, Trakia University, Stara Zagora, Bulgaria

Thesis Title: Clinical-morphological investigations on enzootic myelocytomatosis in layer hens, associated with other neoplasms

2013 **DSc**, Trakia University, Stara Zagora, Bulgaria

Thesis Title: Pathology of the musculoskeletal system in broiler chickens (Clinical and morphological studies in problematic conditions)

PROFESSIONAL TEACHING EXPERIENCE:

- 2014 – Present** Professor, Trakia University, Stara Zagora, Bulgaria
- 2003 – 2014** Associate professor, Trakia University, Stara Zagora, Bulgaria
- 1989 – 2003** Assistant professor, Trakia University, Stara Zagora, Bulgaria

PROFESSIONAL NON - TEACHING EXPERIENCE

- 2012 – Present** Associate editor of the Editorial board of Trakia Journal of Sciences

ADMINISTRATIVE POSITIONS

- 2012 – 2016** vice dean of education to the Faculty of Veterinary Medicine, Trakia University, Stara Zagora, Bulgaria

ABROAD SHORT-TIME SPECIALISATIONS

- 1999** Ecole Nationale Veterinaire d'Alfort, France
- 2000** Poultry Department, National Vet. Center, Deventer, the Netherlands
- 2003** Auburn University, Alabama, USA (under the Alltech's aegis)
- 2016** Faculty of Science, University of Johannesburg, South Africa
- 2016** Department of Animal Health at the Mafikeng Campus of the North-West University, South Africa

COMMAND OF LANGUAGES:

- Working knowledge of English and Russian
- Fluent in: Bulgarian

A LIST OF SOME IMPORTANT PUBLICATIONS:

1. **Dinev, I., S. Denev, 2008.** Hyperandrogenism in broiler chickens and commercial layers, *Veterinary Record*, 162, 23-24, <http://dx.doi.org/10.1136/vr.162.1.23> (**IF 1.240, 2008**)
2. **Dinev, I., 2008.** Clinical and morphological studies on spontaneous rupture of the gastrocnemius tendon in broiler breeders, *British Poultry Science*, vol 49, №1, 7-11, <https://doi.org/10.1080/00071660701751393> (**IF 1.134, 2008**)
3. **Dinev, I., 2009.** Clinical and morphological investigations on the prevalens of lameness, associated with femoral head necroses in broiler chickens, *British Poultry Science*, 3, 284-290, <https://doi.org/10.1080/00071660902942783> (**IF 1.134, 2009**)
4. **Dinev, I., 2010.** Enzootic outbreak of necrotic gastritis associated with *Clostridium perfringens* in broiler chickens, *Avian pathology*, vol. 39, 1, 7-10, <https://doi.org/10.1080/03079450903431382> (**IF 1.967, 2010**)
5. **Dinev, I. & D. Kanakov, 2011.** Spiking mortality syndrome in chickens. Clinical and morphological examinations of the cases recorded in Bulgaria, *Acta Veterinaria (Beograd)*, vol. 61, №1, 49-55 DOI: [10.2298/AVB1101049D](https://doi.org/10.2298/AVB1101049D) (**IF 0.167, 2011**)
6. **Dinev, I. & D. Kanakov, 2011.** Deep pectoral myopathy: prevalence in 7 weeks old broiler chickens in Bulgaria. *Revue Med. Vet.*, 162, 6, 279-283 <file:///C:/Users/ProfIvDinev/Downloads/52.pdf> (**IF 0.220, 2011**)
7. **Dinev, I., K. Koev & M. Lutzkanov, 2011.** Pathomorphological investigations on the incidence of chronic liver lesions and their association with welfare in White Pekin ducks, *Revue Med. Vet.*, 162, 6, 284-288 <file:///C:/Users/ProfIvDinev/Downloads/Amyloid.pdf> (**IF 0.220, 2011**)

8. Zapryanova, D., L. Lazarov, T. Mircheva Georgieva, J. Nikolov, N. Goranov, **I. Dinev**, I. Stoycheva, 2011. Markers of inflammation in experimentally induced pancreatitis in dogs (part III): Blood plasma protein profiles and brinogen. *Revue Med. Vet.*, 162, 10, 449-453 <http://uni-sz.bg/truni6/wp-content/uploads/vmf/file/10.pdf> (**IF 0.220, 2011**)
9. **Dinev, I.**, 2012. Clinical and morphological investigations on the incidence of forms of rickets and their association with other pathological states in broiler chickens, *Research in Veterinary Science*, 92, 2, 273-277, <https://www.ncbi.nlm.nih.gov/pubmed/21450325> (**IF 1.649, 2012**)
10. Zarkov I. S. & **I. Dinev**, 2012. Clinical and morphological studies of ducklings experimentally infected with a H6N2 strain isolate of low pathogen avian influenza A virus. *Revue Med. Vet.*, 163, 2, 64-69 <file:///C:/Users/ProfIvDinev/Downloads/Iv.Zarkov-.pdf> (**IF 0.220, 2011**)
11. **Dinev, I.**, 2012. Leg Weakness Pathology in Broiler Chickens. *The Journal of Poultry Science*, 49 (2): 63-67, https://www.jstage.jst.go.jp/article/jpsa/49/2/49_011109/_pdf/-char/en (**IF 1.074, 2012**)
12. **Dinev, I.**, 2012. Rickets: prevalence of its forms and association with other pathological conditions in broiler chickens, *World's Poultry Science Journal*, Volume 68, Issue 02, 229-238, <https://doi.org/10.1017/S0043933912000293> (**IF 1.104, 2012**)
13. **Dinev, I.**, S. A. Denev, and F. W. Edens, 2012. Comparative clinical and morphological studies on the incidence of tibial dyschondroplasia as a cause of lameness in three commercial lines of broiler chickens, *J Appl Poult Res*, 21,637-644; <https://doi.org/10.3382/japr.2010-00303> (**IF 0.912, 2011**)
14. **Dinev, I.**, 2012. Cholangiohepatitis in broiler chickens in Bulgaria. Pathomorphological studies of field cases, *Trakia Journal of Sciences*, 10, 3, 68-71 <https://pdfs.semanticscholar.org/1526/bb2f3bf64cc86ec69e63f33262a654bde742.pdf>
15. **Dinev, I.**, 2012. Pathomorphological investigations on the incidence of clinical spondylolisthesis (kinky back) in different commercial broiler strains, *Revue Med. Vet.*, 163, 11, 511-515 https://www.revmedvet.com/2012/RMV163_511_515.pdf (**IF 0.251, 2011**)
16. **Dinev, I.**, 2012. Influence of feed contaminated with seeds of cleavers (*Galium aparine*) on the health and production traits in broiler chickens, *Iranian Journal of Veterinary Science and Technology*, 4, 2, 31-36 <file:///C:/Users/ProfIvDinev/Downloads/16152-Article%20Text%20-%20PDF%20Version-105827-1-10-20140607.pdf>
17. **Dinev, I.**, 2013. The darkling beetle (*Alphitobius diaperinus*) – a health hazard for broiler chicken production. *Trakia Journal of Sciences*, Vol. 11, № 1, 1-4 http://tru.uni-sz.bg/tsj/vol11N1_2013/Iv.Dinev.pdf
18. **Dinev I.**, S. Denev and G. Beev, 2013. Clinical and morphological studies on spontaneous cases of *Pseudomonas aeruginosa* infections in birds. *Pak Vet J*, 33(3): 398-400. <file:///C:/Users/ProfIvDinev/Downloads/398-400.pdf> (**IF 1.365, 2013**)
19. **Dinev, I.**, 2013. Enzootic outbreak and spontaneous regression of keratoacanthomas in a commercial layer flock, *Acta Veterinaria Hungarica*, <https://www.ncbi.nlm.nih.gov/pubmed/23921348> (**IF 1.173, 2013**)
20. **Dinev, I.** 2013. Pathomorphological investigations on the incidence of axial skeleton pathology associated with posterior paralysis in commercial broiler chickens. *The Journal of Poultry Science*, 50, 283-289 https://www.jstage.jst.go.jp/article/jpsa/50/4/50_0120144/_pdf/-char/en (**IF = 0.684, 2013**)
21. **Dinev, I.**, 2014. Axial skeleton pathology in broiler chickens. *World's Poultry Science Journal*, 2, 303-308 <https://doi.org/10.1017/S0043933914000312> (**IF = 1.247, 2013**)
22. Kiril M. Dimitrov, Ivan S. Zarkov, **Ivan Dinev**, Gabriela V. Goujgoulova, Patti J. Miller, David L. Suarez, 2016. Histopathologic characterization and shedding dynamics of guineafowl (*Numida meleagris*) intravenously

infected with a H6N2 low pathogenicity avian influenza virus, *Avian diseases*, 60, 279–285, <https://doi.org/10.1637/11141-050815-Reg> (IF = 1.241, 2015)

23. Disetlhe A.R.P., U. Marume, V. Mlambo, & **I. Dinev**, 2017. Humic acid and enzymes in canola-based broiler diets: Effects on bone development, intestinal histomorphology and immune development, *South African Journal of Animal Science*, 47 (No. 6), 914-922 [file:///C:/Users/ProfIvDinev/Downloads/Humic acid and enzymes in canola-based broiler die.pdf](file:///C:/Users/ProfIvDinev/Downloads/Humic%20acid%20and%20enzymes%20in%20canola-based%20broiler%20die.pdf), (IF = 0.678, 2016/17)

24. Sheeana Gangadoo, **Ivan Dinev**, James Chapman, Robert J. Hughes, Thi Thu Hao Van, Robert J. Moore, Dragana Stanley, 2018. Selenium nanoparticles in poultry feed modify gut microbiota and increase abundance of *Faecalibacterium prausnitzii*. *Applied Microbiology and Biotechnology*, 102(3):1455–1466, <https://www.ncbi.nlm.nih.gov/pubmed/29250719> (IF = 3.420, 2016)

25. Ngare Wilkinson, **Ivan Dinev**, William J. Aspden, Robert J. Hughes, Ingrid Christiansen, James Chapman, Sheeana Gangadoo, Robert J. Moore, Dragana Stanley, 2018. Ultrastructure of the gastro intestinal tract of healthy Japanese quail (*Coturnix japonica*) using light and scanning electron microscopy, *Animal Nutrition Journal*, 4, 378-387, <https://reader.elsevier.com/reader/sd/pii/S2405654517302007?token=FDB14C110A56542223DBCF5804A332AAF2F2ACE5E9ACD87B29DD31FFAEB825B5892BFB3B387C226596ECCA5958A705A0>

26. **Ivan Dinev**, Stefan Denev, Ivan Vashin, Dian Kanakov & Nikolina Rusenova (2019) Pathomorphological investigations on the prevalence of contact dermatitis lesions in broiler chickens, *Journal of Applied Animal Research*, 47:1, 129-134 <https://www.tandfonline.com/doi/pdf/10.1080/09712119.2019.1584105?needAccess=true> (IF=0.826, 2018)

27. **Ivan Dinev**, Dian Kanakov, Ismet Kalkanov, Slavko Nikolov and Stefan Denev, 2019. Comparative pathomorphological studies on the incidence of fractures associated with leg skeletal pathology in commercial broiler chickens, *Avian diseases*, Vol. 63, No. 4, pp. 641-650, <https://doi.org/10.1637/aviandiseases-D-19-00108>, (IF=1.306, 2018/2019)

28. Diane Duncan and **Ivan Dinev**, 2019. Noninvasive Induction of Muscle Fiber Hypertrophy and Hyperplasia: Effects of High-Intensity Focused Electromagnetic Field Evaluated in an In-Vivo Porcine Model: A Pilot Study, *Aesthetic Surgery Journal*, 1-7, <https://doi.org/10.1093/asj/sjz244> (IF=3.480, 2018)

29. Sheeana Gangadoo, **Ivan Dinev**, Nicky-Lee Willson, Robert J. Moore, James Chapman & Dragana Stanley, 2020. Nanoparticles of selenium as high bioavailable and non-toxic supplement alternatives for broiler chickens, *Environmental Science and Pollution Research*, Volume: 27 Issue: 14 Pages: 16159-16166, <https://doi.org/10.1007/s11356-020-07962-7> (IF=2.914, 2018)

30. **Ivan Dinev**, Ivan Zarkov, Gabriela V. Goujgoulova, Georgi M. Stoimenov, Georgi Georgiev, and Dian Kanakov, 2020. Pathological evaluation of influenza A(H5N8) infection outbreaks in mule ducks in Bulgaria. *Avian Diseases*, 64(2), 203-209. <https://doi.org/10.1637/0005-2086-64.2.203> (IF=1.306, 2018/2019)

31. Yael Halaas, Diane Duncan, Jan Bernardy, Petra Ondrackova, and **Ivan Dinev**, 2021. Activation of Skeletal Muscle Satellite Cells by a Device Simultaneously Applying High-Intensity Focused Electromagnetic Technology and Novel RF Technology: Fluorescent Microscopy Facilitated Detection of NCAM/CD56, *Aesthetic Surgery Journal*, <https://doi.org/10.1093/asj/sjab002> (IF=3.799, 2019)

PARTICIPATIONS IN INTERNATIONAL CONGRESSES IN THE LAST YEARS

1. **Dinev, I.**, Y. Gardin & E. Galabov, 2009. First evidence of haemorrhagic enteritis among turkey poult in Bulgaria, XVIth World Veterinary Poultry Association Congress, Marrakesh, Morocco, November, 8-12, Book of Abstracts, p. 435

2. **Dinev, I.**, E. Galabov & Y. Gardin, 2009. Clinical and morphological investigations in a case of acute maduramycin intoxication in growing stocs layer hens, XVIth World Veterinary Poultry Association Congress, Marrakesh, Morocco, November, 8-12, Book of Abstracts, p. 469
3. Zaprianova, D., Mircheva T., Petrov V., **Dinev I.**, 2010. Changes in the activity of cholesterol and HDL-cholesterol in the blood of rabbits with Staphylococcus aureus infection, 14th International conference on production diseases in farm animals (ICPD), 20-24 June, 2010, Ghent University, Ghent, Belgium, P135
4. Mircheva-Georgieva, T., A. Bassols, E. Dishlyanova, V. Petrov, P. Marutsov, **I. Dinev** & I. P. Georgiev, 2011. Blood haptoglobin response in obese rabbits with experimentally induced Staphylococcus aureus infection. Abstract book, Edited by: A.M. Almeida, M. McLaughlin & D. Eckersall, Farm Animal Proteomics Spring Meeting 2011, 31st March – 1st April 2011, University of Glasgow, Abstract Poster presentations WG1, p.49
5. **Dinev, I.**, K. Koev, M. Lutzkanov & Y. Gardin, 2011. Pathomorphological investigations on the incidence of chronic liver lesions and their association with welfare in White Pekin ducks. Abstract book, XVII World Veterinary Poultry Congress, Cancun, Mexico, 14-18 August, 2011, p.175
6. **Dinev, I.** & Y. Gardin, 2011. Enzootic outbreak and spontaneous regression of dermal squamous cell carcinoma in commercial layer hens. Abstract book, XVII World Veterinary Poultry Congress, Cancun, Mexico, 14-18 August, 2011, p.175
7. **Dinev, I.** Leg weakness pathology in broiler chickens, 2012. 15th Biennial Congress of the International Society for Animal Clinical Pathology & 14th Conference of the European Society of Veterinary Clinical Pathology, Ljubljana, Slovenia, from July, 3rd - 7th 2012, Proceedings, p.179
8. **Dinev, I.** 2013. Pathomorphological investigations on the incidence of axial skeleton pathology associated with posterior paralysis in commercial broiler chickens, 2013. Abstract book, XVIIIth World Veterinary Poultry Congress, Nantes, France, 19-23 August, 2013, p.523
9. **Dinev I.** & S. Denev, 2013. Clinical and morphological studies on spontaneous cases of Pseudomonas aeruginosa infections in chickens. Abstract book, XVIIIth World Veterinary Poultry Congress, Nantes, France, 19-23 August, 2013, p.320
10. Kiril M. Dimitrov, Ivan S. Zarkov, **Ivan Dinev**, Gabriela V. Goujgoulova, Patti J. Miller, David L. Suarez. LPAI H6N2 infection in guineafowl. Histopathological characterization and shedding dynamics of LPAI H6N2 in guineafowl (Numida meleagris) infected experimentally, 9th International Symposium on Avian In.uenza at The University of Georgia, Athens, Center for Continuing Education, USA, April 12-15, 2015, Proceedings, Session 7: Pathobiology and Immunopathology, pp84.
11. **Ivan Dinev**, Stefan Denev, Nadia Kutzarova, Violeta Mateva, 2017. Investigations on dietary organic selenium (Sel-Plex®) effects on breast meat yield and quality in broiler chickens, XXth WVPA Congress 2017, Edinburgh, 4 - 8 September, 2017, Abstr. Book, p. 348
12. **Ivan Dinev** & Stefan Denev, 2017. Comparative pathomorphological studies on the incidence of fractures

associated with leg skeletal pathology in commercial broiler chickens, XXth WVPA Congress 2017, Edinburgh, 4 - 8 September, 2017, Abstr. Book, p. 354

13. Ivan Dinev, Ivan Zarkov, Gabriela V. Goujgoulova, Georgi M. Stoimenov, Georgi Georgiev & Dian Kanakov, 2019. Pathomorphological evaluation of influenza A(H5N8) infection outbreaks in mule ducks in Bulgaria, Proceedings, 21st World Veterinary Poultry Association Congress - WVPAC 2019, Bangkok, Thailand, September 16 - 20, 2019, p144 https://www.wvpac2019.com/web/table/Program%20WVPAC%202019_Final.pdf

14. Ivan Dinev, Dian Kanakov, Stefan Denev, Ismet Kalkanov, Slavko Nikolov, Nikola Blagoev, 2019. Comparative pathomorphological studies on health problems associated with locomotor disorders in commercial broiler chickens, Proceedings, 21st World Veterinary Poultry Association Congress - WVPAC 2019, Bangkok, Thailand, September 16 - 20, 2019, p437 <https://www.wvpac2019.com/web/table/p1-04-09-19.pdf>

15. Duncan, Diane I., and **Ivan Dinev**, 2019. Non-invasive induction of muscle fiber hypertrophy and hyperplasia: effects of high-intensity focused electromagnetic (HIFEM) field evaluated in an in vivo porcine model, 39th Annual Conference of the American Society for Laser Medicine and Surgery, Inc, Denver, Colorado, Mar 29-31, 2019, In Lasers and surgery medicine, vol. 51, pp. S9-S10. www.aslms.org. Publ. online in Wiley online library (wileyonlinelibrary.com). DOI 10.1002/lsm.23059

16. Ivan Dinev, Guillermo González García & Jaime Sarabia, 2023. Pathology of avian adenovirus infections, Book of Abstracts, XXIIInd WVPAC, Verona, Italy, September 04 – 08, p609

17. Ivan Dinev, Guillermo González García, Jaime Sarabia & Dian Kanakov, 2023. Musculoskeletal pathology in broiler chickens (*Clinical-morphological studies in problematic conditions*), Book of Abstracts, XXIIInd WVPAC, Verona, Italy, September 04 – 08, p616

OTHER AUTHORIAL WORKS




1. Dinev, I., 2014. General Veterinary Pathology, student's textbook, first edition, ISBN: 978-954-9387-84-1, (*in bulgarian*)

2. Dinev, I., 2017. General Veterinary Pathology, student's textbook, second edition, ISBN: 978-619-7251-08-1, (*in bulgarian*)

3. Dinev, I., 2022. General Veterinary Pathology, student's textbook, third edition, ISBN: 978-619-7251-38-8, (*in bulgarian*)

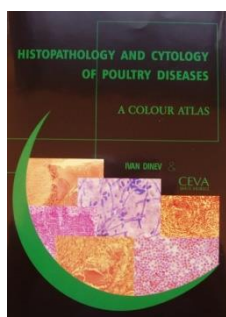
[http://uni-sz.bg/truni6/wp-content/uploads/vmf/file/OVP IIIrd ed present.pdf](http://uni-sz.bg/truni6/wp-content/uploads/vmf/file/OVP%20IIIrd%20ed%20present.pdf)



4. [Dinev, I., 2007. Diseases of Poultry, A colour Atlas, First edition, ed. “2M Print House” Ltd, St. Zagora, ISBN: 978-954-9411-12-6](#)

5. [Dinev, I., 2010. Diseases of Poultry, A colour Atlas, Second edition, ed., Hardback, 208pp, ISBN: 978-954-9411-12-6](#) (the same and in russian and spanish, too) <http://uni-sz.bg/truni6/wp-content/uploads/vmf/file/26.pdf>

6. [Dinev, I., 2022. Diseases of Poultry, A colour Atlas, III edition, Graphic design: Les Points Sur Les A, Printing house: PDG – Bordeaux, France, ISBN 979-10-92450-06-4](#)
<http://uni-sz.bg/truni6/wp-content/uploads/vmf/file/Atlas III present.pdf>



7. [Dinev, I., 2009. Histopathology and Cytology of Poultry Diseases. A Colour Atlas, first edition, Imprimerie BM, France for B2B Consulting](#) <http://uni-sz.bg/truni6/wp-content/uploads/vmf/file/27.pdf>




8. [Dinev, I., 2014. Ceva handbook of poultry diseases, first edition, volume I. Graphic design and printing: À,À les points sur les A, France, ISBN: 979-10-92450-01-9; EAN 9791092450019, hardcover, pages 197.](#) <http://uni-sz.bg/truni6/wp-content/uploads/vmf/file/28.pdf>

9. [Dinev, I., 2014. Ceva handbook of poultry diseases, first edition, volume II. Graphic design and printing: À,À les points sur les A, France, ISBN: 979-10-92450-02-6; EAN 9791092450026, hardcover, pages 200.](#) <http://uni-sz.bg/truni6/wp-content/uploads/vmf/file/29.pdf>



10. Ivan Dinev & Guillermo González García, 2018.
Gastrointestinal Disorders of Poultry, - first edition, volum 1.
Printing: PDF 33 – Bordeaux, France. ISBN 979-10-92450-03-3, EAN 9791092450033 <http://uni-sz.bg/truni6/wp-content/uploads/vmf/file/GDP-HANDBOOK-volume1-spe.pdf>

11. Ivan Dinev, 2018. Gastrointestinal Disorders of Poultry, - first edition, volum 2. Printing: PDF 33 – Bordeaux, France. ISBN 979-10-92450-04-0, EAN 9791092450040 <http://uni-sz.bg/truni6/wp-content/uploads/vmf/file/GDP-HANDBOOK-volume2-spe.pdf>



12. Ivan Dinev, 2020. VETERINARY PATHOLOGY, A COLOUR ATLAS. First edition. Graphic design and printing: 2M PRINT LTD. ISBN: 978-954-9411-41-6 [http://uni-sz.bg/truni6/wp-content/uploads/vmf/file/Dinev Atlas Pathology \(present\).pdf](http://uni-sz.bg/truni6/wp-content/uploads/vmf/file/Dinev Atlas Pathology (present).pdf)